

HURON CITY SCHOOL DISTRICT

Treasurer's Report

Randy Drewyor, Treasurer/CFO



Monthly Financial Report – January 2021

1. *Cash Reconciliation*
2. *Cash Summary – All Funds (separate document)*
3. *Disbursement Summary (separate document)*
4. *Investment Portfolio*
5. *Monthly Financial Report (narrative of cash flows) (separate document)*
6. *General Fund Financial Report (spreadsheet and graphic)*
7. *Federal & State Grants*

Gross Depository Balances:

Civista \$205,267.67
Civista Credit Card Account \$1,336.33

Total Depository Balances (Gross) \$206,604.00

Adjustments to Bank Balance:

Cash in Transit to Bank \$0.00
Outstanding Checks (\$189,490.12)

Adjustments:

Aribiter Pay (\$4,000.00)
Deposit in transit (\$5.00)

Total Adjustments to Bank Balance (\$193,495.12)

Investments:

Treasury Bonds and Notes \$0.00
Certificate of Deposits \$0.00
Other Securities \$0.00

Other Investments:

UBS Investments \$1,419,180.54
Morgan Stanley \$100,729.74
5/3 Investments \$698,210.96
STAR Ohio \$490,819.87
STAR Plus \$150,236.30

Total Investments \$2,859,177.41

Cash on Hand:

Petty Cash:
Change Cash:
Cash with Fiscal Agent \$0.00

Total Cash on Hand \$0.00

Total Balances \$2,872,286.29

Total Fund Balance \$2,872,286.29

Depository Clearance Accounts:

Total Clearance Account Balances \$0.00

Treasurer

Huron City School District

Investment Portfolio

As of January 31, 2021

Star Ohio

Money Market

<u>Term</u>	<u>Amount</u>	<u>Interest</u>	<u>Interest Paid</u>	<u>Maturity</u>
n/a	\$490,902.98	0.10%	monthly	n/a

Star Ohio Plus

Money Market

<u>Term</u>	<u>Amount</u>	<u>Interest</u>	<u>Interest Paid</u>	<u>Maturity Date</u>
n/a	\$150,249.07	0.10%	monthly	n/a

Morgan Stanley

CD

<u>Term</u>	<u>Amount</u>	<u>Interest</u>	<u>Interest Paid</u>	<u>Maturity</u>
	\$100,766.36	0.15%	monthly	5/3/21

UBS

Fixed Income

<u>Term</u>	<u>Amount</u>	<u>Interest</u>	<u>Interest Paid</u>	<u>Maturity</u>
Varies	\$1,418,547.23	varies	monthly	varies

Fifth Third

Money Market

<u>Term</u>	<u>Amount</u>	<u>Interest</u>	<u>Interest Paid</u>	<u>Maturity</u>
n/a	\$698,216.89	0.10%	monthly	n/a

Total **\$2,858,682.53**

Fiscal Year 2020-2021

January 2021

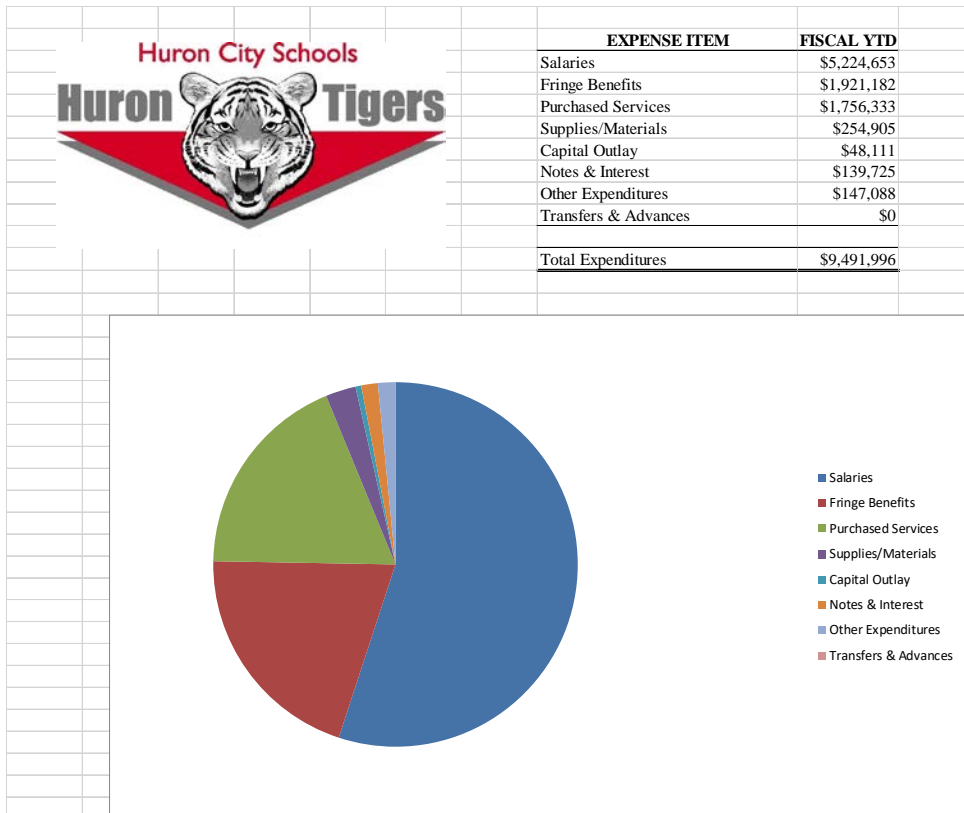
GENERAL FUND

HURON CITY SCHOOL DISTRICT

	Budget FY 20-21	Current Fiscal YTD	% of Total	Actual FY 19-20	Prior Fiscal YTD	% of Total	% CHANGE FY 21 TO FY 20
REVENUE							
Beginning Cash Balance		4,407,001			5,608,948		
Real Estate Taxes	9,955,466	4,302,108	43.2%	9,770,688	5,647,629	57.8%	-23.8%
Public Utilities Personal Property	741,877	397,497	53.6%	698,646	332,643	47.6%	19.5%
Unrestricted State Aid	2,047,473	1,211,500	59.2%	2,081,551	1,427,001	68.6%	-15.1%
Restricted State Aid	49,484	17,596	35.6%	27,800	15,232	54.8%	15.5%
Property Tax Allocation - Rollback & Homestead	1,354,871	648,528	47.9%	1,362,547	690,374	50.7%	
Tuition	978,593	503,281	51.4%	988,484	455,897	46.1%	10.4%
Interest	95,542	8,559	9.0%	127,391	68,127	53.5%	-87.4%
All other	335,635	124,533	37.1%	338,630	285,231	84.2%	-56.3%
Total General Fund Revenue	15,558,941	7,213,602	46.4%	15,395,737	8,922,133	58.0%	-19.1%

	Budget FY 20-21	Current Fiscal YTD	% of Total	Actual FY 19-20	Prior Fiscal YTD	% of Total	% CHANGE FY 21 TO FY 20
EXPENSES							
Salaries	8,588,073	5,224,653	60.8%	8,515,854	5,284,437	62.1%	-1.1%
Benefits	3,267,727	1,921,182	58.8%	3,113,224	1,902,475	61.1%	1.0%
Purchased Services	3,364,596	1,756,333	52.2%	3,287,950	1,784,164	54.3%	-1.6%
Supplies	464,962	254,905	54.8%	433,289	332,953	76.8%	-23.4%
Capital Outlay	83,714	48,111	57.5%	80,906	106,185	131.2%	-54.7%
Notes & Interest	142,087	139,725	98.3%	142,087	142,087	100.0%	-1.7%
Other Expenses	317,450	147,088	46.3%	311,689	192,118	61.6%	-23.4%
Transfers & Advances Out	75,000	0	0.0%	100,000	0	0.0%	0.0%
Total General Fund Expenses	16,303,609	9,491,996	58.2%	15,984,999	9,744,419	61.0%	-2.6%

Net Cash Flow Fiscal Year to Date		(2,278,395)			(822,286)		
Ending Cash Balance		2,128,606			4,786,662		
Outstanding Purchase Orders		1,791,435			976,824		
Unencumbered Cash Balance		337,172			3,809,838		
True Days Cash		8			87		
Estimated Cost Per Day		44,667			43,795		



HURON CITY SCHOOL DISTRICT

Cash Summary Report

Full Account Code	Description	Initial Cash	MTD Received	FYTD Received	MTD Expended	FYTD Expended	Fund Balance	Encumbrance	Unencumbered Balance
001-0000	GENERAL FUND	\$ 4,353,632.51	\$ 305,605.47	\$ 7,340,987.39	\$ 1,321,739.25	\$ 9,491,996.48	\$ 2,202,623.42	\$ 1,511,739.79	\$ 690,883.63
001-9194	BUS PURCHASE ALLOWANCE	53,368.84	0.00	0.00	0.00	0.00	53,368.84	0.00	53,368.84
002-9002	BOND RETIRE - HURON PUBLIC LIBRARY	312,635.26	0.00	127,360.44	0.00	276,582.04	163,413.66	16,598.75	146,814.91
003-9004	PERMANENT IMPROVEMENT FUND	114,462.96	0.00	217,772.21	5,880.43	375,699.51	(43,464.34)	51,528.45	(94,992.79)
006-0000	FOOD SERVICE FUND	0.00	35,738.28	204,748.54	45,020.95	282,501.59	(77,753.05)	73,819.67	(151,572.72)
006-9020	SANDI LUNCH FUND	9,827.46	0.00	2,695.00	0.00	0.00	12,522.46	0.00	12,522.46
007-9001	MEMORIAL SCHOLARSHIP FUND	41,859.60	0.00	5,000.00	1,000.00	17,783.00	29,076.60	1,000.00	28,076.60
007-9003	BOYS SOCCER SCHOLARSHIP	10,002.45	0.00	0.00	0.00	1,500.00	8,502.45	0.00	8,502.45
007-9004	FOOTBALL SCHOLARSHIPS	5,292.82	310.00	310.00	0.00	0.00	5,602.82	900.00	4,702.82
007-9005	SWIMMING SCHOLARSHIPS	1,751.89	0.00	0.00	0.00	500.00	1,251.89	0.00	1,251.89
007-9006	ADDISON AND OZELMA WILES SCHOLARSHIP FUND	2,230.98	0.00	0.00	0.00	0.00	2,230.98	0.00	2,230.98
007-9009	HURON STRONG - COVID-19 DONATIONS	28,193.17	0.00	0.00	0.00	28,080.00	113.17	0.00	113.17
007-9011	LEIDHEISER SCHOLARSHIP TRUST FUND	321.07	0.00	0.00	0.00	0.00	321.07	0.00	321.07
007-9015	POPPY ROTH LEE MISCHLER MEMORIAL FUND	8,678.00	0.00	0.00	2,000.00	2,000.00	6,678.00	0.00	6,678.00
007-9016	CROSS COUNTRY SCHOLARSHIP FUND	1,253.08	285.00	1,288.15	0.00	1,000.00	1,541.23	500.00	1,041.23
007-9017	TRACK SCHOLARSHIP FUND	839.17	0.00	0.00	0.00	600.00	239.17	0.00	239.17
007-9020	SCOTT KLAIBER MEMORIAL CROSS COUNTRY SCHOLARSHIP	8,115.00	100.00	267.00	0.00	2,000.00	6,382.00	0.00	6,382.00
007-9030	National Jr Honor Society Scholarship	0.00	0.00	0.00	0.00	0.00	0.00	0.00	0.00
007-9050	TIGER FUND GRANT	17,452.61	0.00	1,931.00	1,710.53	1,710.53	17,673.08	717.49	16,955.59
007-9051	WELLNESS INITIATIVE	7,464.09	0.00	9,920.00	375.00	398.45	16,985.64	0.00	16,985.64
007-9060	WOODLANDS EDUCATIONAL GARDEN	1,051.30	0.00	115.00	0.00	100.00	1,066.30	0.00	1,066.30
007-9070	HURON FALLEN SOLDIER MEMORIAL	1,611.24	10.00	10.00	0.00	0.00	1,621.24	650.00	971.24
007-9075	MC CORMICK FUND RAISING - DIAMOND JUBILEE	7,251.81	0.00	0.00	0.00	0.00	7,251.81	779.77	6,472.04
007-9090	SATANTA VONTHRON SCHOLARSHIP FUND	20,439.29	10.00	10.00	0.00	4,000.00	16,449.29	0.00	16,449.29
018-9002	HS BUILDING FUND	9,633.65	0.00	309.23	0.00	124.54	9,818.34	0.00	9,818.34
018-9003	MCCORMICK BUILDING FUND	9,425.40	900.32	1,016.18	0.00	0.00	10,441.58	617.98	9,823.60
018-9005	WOODLANDS BUILDING FUND	13,160.68	962.58	1,602.58	0.00	688.50	14,074.76	0.00	14,074.76
018-9006	WOODLANDS PLAYGROUND FUND	1.00	0.00	0.00	0.00	0.00	1.00	0.00	1.00
018-9007	SHAWNEE BUILDING FUND	4,534.21	300.00	2,130.22	108.93	1,011.93	5,652.50	1,223.00	4,429.50
019-0000	OTHER GRANT	0.00	0.00	0.00	0.00	0.00	0.00	0.00	0.00

HURON CITY SCHOOL DISTRICT**Cash Summary Report**

Full Account Code	Description	Initial Cash	MTD Received	FYTD Received	MTD Expended	FYTD Expended	Fund Balance	Encumbrance	Unencumbered Balance
019-9019	DORN FOUNDATION GRANT	\$ 0.00	\$ 0.00	\$ 10,000.00	\$ 0.00	\$ 10,000.00	\$ 0.00	\$ 0.00	\$ 0.00
019-9020	ERIE COUNTY MENTAL HEALTH BOARD GRANT	0.00	0.00	10,969.00	0.00	10,955.91	13.09	0.00	13.09
019-9021	OCCRRA COVID PRESCHOOL GRANT	0.00	0.00	21,483.00	0.00	0.00	21,483.00	2,157.00	19,326.00
019-9116	OHIO SPACE GRANT	503.02	0.00	950.00	299.00	897.00	556.02	0.00	556.02
019-9219	ERIE COUNTY COMMUNITY FOUNDATION GRANT FY19	0.23	0.00	0.00	0.00	0.00	0.23	0.00	0.23
022-0000	DISTRICT AGENCY FUND - PUBLIC LIBRARY	0.00	0.00	16,981.35	0.00	16,981.35	0.00	0.00	0.00
022-9016	STATE TOURNAMENT ACCOUNT	691.59	400.00	6,390.00	800.00	5,444.33	1,637.26	189.20	1,448.06
200-9020	CLASS OF 2020	9,933.44	0.00	0.00	0.00	0.00	9,933.44	0.00	9,933.44
200-9021	CLASS OF 2021	3,786.44	0.00	(45,226.00)	0.00	(46,560.00)	5,120.44	0.00	5,120.44
200-9022	CLASS OF 2022	0.00	834.11	1,134.11	170.69	757.44	376.67	8,742.56	(8,365.89)
200-9209	NATIONAL HONOR SOCIETY	4,279.37	475.00	700.00	0.00	715.75	4,263.62	1,049.25	3,214.37
200-9210	MCCORMICK NATIONAL HONOR SOCIETY	3,968.36	0.00	0.00	0.00	0.00	3,968.36	30.00	3,938.36
200-9211	HIGH SCHOOL YEARBOOK	8,165.24	0.00	850.00	0.00	99.00	8,916.24	0.00	8,916.24
200-9213	HIGH SCHOOL STUDENT COUNCIL	13,355.97	0.00	0.00	482.55	1,896.71	11,459.26	51.71	11,407.55
200-9214	TEEN LEADERSHIP CORPS	2,262.78	0.00	1,000.00	124.17	394.55	2,868.23	605.45	2,262.78
200-9216	HS SPEECH AND DEBATE	51.05	0.00	0.00	0.00	0.00	51.05	0.00	51.05
200-9220	MCCORMICK STUDENT COUNCIL	6,834.92	122.00	122.00	510.45	510.45	6,446.47	691.16	5,755.31
200-9221	HIGH SCHOOL - MODEL UN	0.00	0.00	0.00	0.00	0.00	0.00	4,700.00	(4,700.00)
200-9222	HIGH SCHOOL ART CLUB	1,302.39	0.00	0.00	0.00	0.00	1,302.39	0.00	1,302.39
200-9232	MCCORMICK YEARBOOK	1,499.91	0.00	0.00	0.00	673.35	826.56	0.00	826.56
200-9234	STEAM CONCESSIONS - MCCORMICK	592.26	0.00	0.00	0.00	0.00	592.26	100.00	492.26
200-9241	HIGH SCHOOL ACADEMIC CHALLENGE TEAM	2,044.59	0.00	600.00	0.00	0.00	2,644.59	1,202.00	1,442.59
300-0000	ATHLETICS - HURON CITY SCHOOLS	29,030.76	7,617.50	47,248.37	8,528.72	74,886.29	1,392.84	11,428.63	(10,035.79)
300-9020	HALL OF FAME BANQUET	127.67	0.00	0.00	0.00	0.00	127.67	3,120.00	(2,992.33)
300-9215	HURON VOCAL MUSIC PROGRAM	25,195.79	0.00	0.00	0.00	0.00	25,195.79	0.00	25,195.79
300-9220	BIDDY BOYS BASKETBALL	4,086.40	560.00	4,875.00	0.00	2,770.00	6,191.40	4,300.00	1,891.40
300-9221	BIDDY BASEBALL	4.10	0.00	180.00	0.00	0.00	184.10	0.00	184.10
300-9222	BIDDY BOYS GOLF	1,094.99	0.00	0.00	0.00	316.12	778.87	0.00	778.87
300-9223	BIDDY TRACK (BOYS AND GIRLS)	4,352.58	0.00	0.00	0.00	0.00	4,352.58	(152.00)	4,504.58
300-9224	BIDDY BOYS SOCCER	7,578.02	0.00	0.00	0.00	0.00	7,578.02	500.00	7,078.02
300-9225	BIDDY CHEERLEADING	5,577.18	0.00	3,156.51	0.00	4,249.20	4,484.49	0.00	4,484.49
300-9226	BIDDY CROSS COUNTRY	18,114.15	0.00	9,122.82	48.72	3,642.63	23,594.34	2,029.17	21,565.17

HURON CITY SCHOOL DISTRICT

Cash Summary Report

Full Account Code	Description	Initial Cash	MTD Received	FYTD Received	MTD Expended	FYTD Expended	Fund Balance	Encumbrance	Unencumbered Balance
300-9227	BIDDY FOOTBALL	\$ 9,324.02	\$ 0.00	\$ 13,530.25	\$ 0.00	\$ 7,537.15	\$ 15,317.12	\$ 1,441.36	\$ 13,875.76
300-9228	BIDDY GIRLS GOLF	0.00	0.00	2,000.00	0.00	616.03	1,383.97	60.00	1,323.97
300-9229	BIDDY GIRLS SOCCER	2,124.25	0.00	425.74	0.00	806.25	1,743.74	847.19	896.55
300-9230	BIDDY GIRLS BASKETBALL	8,822.22	330.00	6,647.00	786.52	4,622.04	10,847.18	5,549.80	5,297.38
300-9232	BIDDY GIRLS TENNIS	1,031.20	0.00	836.00	0.00	257.56	1,609.64	100.00	1,509.64
300-9233	BIDDY SOFTBALL	5,175.23	0.00	0.00	0.00	0.00	5,175.23	0.00	5,175.23
300-9234	BIDDY SWIMMING	957.03	0.00	0.00	0.00	0.00	957.03	0.00	957.03
300-9235	BIDDY VOLLEYBALL	11,941.59	172.00	7,142.10	400.00	5,308.58	13,775.11	2,372.30	11,402.81
300-9236	BIDDY WRESTLING	4,003.18	0.00	0.00	120.00	120.00	3,883.18	1,016.89	2,866.29
300-9237	BIDDY BOWLING TEAM	3,731.55	0.00	0.00	0.00	182.66	3,548.89	0.00	3,548.89
300-9238	BIDDY BOYS TENNIS	571.08	0.00	0.00	0.00	0.00	571.08	0.00	571.08
300-9250	BIDDY - OTHER SCHOOL ACTIVIIES	0.00	0.00	0.00	0.00	0.00	0.00	0.00	0.00
401-9021	AUXILIARY SERVICES	0.00	0.00	0.00	0.00	0.00	0.00	0.00	0.00
401-9219	ST PETER AUXILIARY FY18-FY19	2,101.36	0.00	0.00	0.00	0.00	2,101.36	0.00	2,101.36
401-9221	ST PETER AUXILIARY FY20 - FY21	29,217.26	0.00	57,802.76	7,915.65	33,842.35	53,177.67	25,051.63	28,126.04
439-9019	PUBLIC SCHOOL PRESCHOOL GRANT FY19	0.00	0.00	0.00	0.00	0.00	0.00	0.00	0.00
439-9020	PUBLIC SCHOOL PRESCHOOL GRANT FY20	0.00	0.00	661.54	0.00	661.54	0.00	0.00	0.00
439-9021	PUBLIC SCHOOL PRESCHOOL GRANT FY20	0.00	7,785.74	33,025.58	7,338.58	40,364.16	(7,338.58)	0.00	(7,338.58)
451-9020	PUBLIC SCHOOLS CONNECTIVITY	0.00	0.00	0.00	0.00	0.00	0.00	0.00	0.00
451-9021	PUBLIC SCHOOLS CONNECTIVITY	0.00	0.00	3,600.00	0.00	0.00	3,600.00	0.00	3,600.00
467-9020	STUDENT WELLNESS & SUPPORT RESTRICTED FUNDS	145,648.89	0.00	172,210.00	20,267.38	127,396.18	190,462.71	28,992.41	161,470.30
499-9019	SCHOOL SAFETY GRANT 2019	0.00	0.00	0.00	0.00	0.00	0.00	0.00	0.00
499-9020	MISCELLANEOUS STATE GRANT FUND	3,485.40	0.00	0.00	0.00	0.00	3,485.40	0.00	3,485.40
507-9021	ESSER	0.00	50,361.18	102,786.37	2,602.46	105,388.83	(2,602.46)	0.00	(2,602.46)
510-9021	CORONA RELIEF FUND	0.00	823.26	60,976.03	0.00	60,979.03	(3.00)	5,932.45	(5,935.45)
510-9121	BROADBAND OHIO CONNECTIVITY GRANT	0.00	0.00	25,328.60	2,390.76	29,914.26	(4,585.66)	12,185.21	(16,770.87)
516-9019	IDEA-B 2019 SPECIAL EDUCATION	0.00	0.00	0.00	0.00	0.00	0.00	0.00	0.00
516-9020	IDEA-B 2020 SPECIAL EDUCATION	0.00	0.00	57,131.75	0.00	57,131.75	0.00	0.00	0.00
516-9021	IDEA-B 2021 SPECIAL EDUCATION	0.00	25,535.82	109,127.09	24,226.70	133,353.79	(24,226.70)	0.00	(24,226.70)
516-9219	2019 6B IDEA RESTORATION GRANT	0.00	0.00	0.00	0.00	0.00	0.00	0.00	0.00
572-9019	TITLE I 2019 IMPROVING BASIC PROGRAMS	0.00	0.00	0.00	0.00	0.00	0.00	0.00	0.00

HURON CITY SCHOOL DISTRICT

Cash Summary Report

Full Account Code	Description	Initial Cash	MTD Received	FYTD Received	MTD Expended	FYTD Expended	Fund Balance	Encumbrance	Unencumbered Balance
572-9020	TITLE I 2020 IMPROVING BASIC PROGRAMS	\$ 0.00	\$ 0.00	\$ 29,426.62	\$ 0.00	\$ 29,426.62	\$ 0.00	\$ 159.82	\$ (159.82)
572-9021	TITLE I 2021 IMPROVING BASIC PROGRAMS	0.00	20,305.69	84,890.57	23,531.47	108,422.04	(23,531.47)	739.92	(24,271.39)
572-9220	TITLE I DISADVANTAGED CHILDREN	0.00	0.00	0.00	0.00	0.00	0.00	0.00	0.00
587-9019	IDEA 2019 EARLY CHILDHOOD SPECIAL EDUCATION	0.00	0.00	0.00	0.00	0.00	0.00	0.00	0.00
587-9020	IDEA 2020 EARLY CHILDHOOD SPECIAL EDUCATION	0.00	0.00	0.00	0.00	0.00	0.00	0.00	0.00
587-9021	IDEA 2021 EARLY CHILDHOOD SPECIAL EDUCATION	0.00	0.00	7,813.42	1,187.32	13,902.47	(6,089.05)	0.00	(6,089.05)
590-0000	IMPROVING TEACHER QUALITY	0.00	0.00	0.00	0.00	0.00	0.00	0.00	0.00
590-9019	TITLE IIA 2019 IMPROVING TEACHER QUALITY	0.00	0.00	0.00	0.00	0.00	0.00	0.00	0.00
590-9020	IMPROVING TEACHER QUALITY	0.00	0.00	3,167.10	0.00	3,167.10	0.00	0.00	0.00
590-9021	IMPROVING TEACHER QUALITY	0.00	6,031.55	7,281.55	200.05	7,491.60	(210.05)	6,166.70	(6,376.75)
599-9019	TITLE IV 2019 STUDENT SUPPORT/ACA ENRICHMENT	0.00	0.00	0.00	0.00	0.00	0.00	0.00	0.00
599-9020	MISCELLANEOUS FED. GRANT FUND	0.00	0.00	940.13	0.00	940.13	0.00	0.00	0.00
599-9021	MISCELLANEOUS FED. GRANT FUND	0.00	840.24	3,564.02	792.04	4,356.06	(792.04)	0.00	(792.04)
Grand Total		\$ 5,427,057.00	\$ 466,415.74	\$ 8,798,323.32	\$ 1,480,558.32	\$ 2,872,285.49	\$ 1,791,434.71	\$ 1,080,850.78	
						11,353,094.83			



Huron City School District

Federal Programs Summary FY2021

Program Name:	Fund/SCC	Initial Allocation:	Total Revenues:	Total Expenses:	Cash Balance:	Encumbrances:	Remaining Balance:
Title I - Improving Basic Programs	572.9021	\$262,594.79	\$108,422.04	\$108,422.24	-\$0.20	\$739.92	\$153,432.63
Title IIA - Supporting Effective Instruction	590.9021	\$38,327.14	\$7,491.80	\$7,491.60	\$0.20	\$6,166.70	\$24,668.84
Title IV - Student Support and Academic Enrichment	599.9021	\$23,063.18	\$3,564.02	\$4,356.06	-\$792.04	\$0.00	\$18,707.12
IDEA-B - Special Education	516.9021	\$313,873.34	\$133,353.89	\$133,353.79	\$0.10	\$0.00	\$180,519.55
IDEA Early Childhood Special Education	587.9021	\$10,113.05	\$7,813.42	\$11,527.83	-\$3,714.41	\$0.00	-\$1,414.78
ESSER	507.9021	\$193,663.50	\$105,388.83	\$105,388.83	\$0.00	\$15,360.00	\$72,914.67
Student Wellness	467.9020	\$488,016.72	\$344,421.91	\$127,396.18	\$217,025.73	\$28,992.41	\$331,628.13
BroadbandOhio Connectivity	510.9121	\$40,290.00	\$29,914.26	\$29,914.26	\$0.00	\$12,185.21	-\$1,809.47
State CARES	510.9021	\$60,976.03	\$60,976.03	\$60,979.03	-\$3.00	\$4,645.56	-\$4,648.56
Early Childhood Education - State	439.9021	\$64,000.00	\$40,364.16	\$40,364.16	\$0.00	\$0.00	\$23,635.84
Totals:		\$1,494,917.75	\$841,710.36	\$629,193.98	\$212,516.38	\$68,089.80	\$797,633.97

Activity through February 4, 2021

Start Date: 01/01/2021

End Date: 01/31/2021

HURON CITY SCHOOL DISTRICT

Disbursement Summary Report

Reference Number	Check Number	Type	Date	Name	Vendor #	Status	Reconcile Date	Void Date	Amount
21373	0	ACCOUNTS_PAYA BLE	1/22/2021	SCHOOL EMPLOYEES RETIREMENT	900023	VOID		1/22/2021	\$ 52.76
21309	6631	ACCOUNTS_PAYA BLE	1/8/2021	CAPITAL ONE PUBLIC FUNDING LLC	900039	RECONCILED	1/8/2021		5,880.43
21308	6632	ACCOUNTS_PAYA BLE	1/8/2021	SCHOOL EMPLOYEES RETIREMENT	900023	RECONCILED	1/8/2021		39.58
21329	6633	ACCOUNTS_PAYA BLE	1/12/2021	HURON EMPLOYEE INSURANCE	900009	RECONCILED	1/12/2021		150,388.59
21328	6634	ACCOUNTS_PAYA BLE	1/12/2021	OHIO SCHOOLS COUNCIL	900006	RECONCILED	1/12/2021		702.50
21327	6635	ACCOUNTS_PAYA BLE	1/12/2021	VISION SERVICE PLAN	900028	RECONCILED	1/12/2021		1,867.10
21344	6636	ACCOUNTS_PAYA BLE	1/20/2021	GORDON FOOD SERVICE INC	900040	RECONCILED	1/20/2021		4,010.95
21413	6637	ACCOUNTS_PAYA BLE	1/28/2021	SCHOOL EMPLOYEES RETIREMENT	900023	RECONCILED	1/29/2021		68.74
21330	6638	PAYROLL	1/12/2021	HURON CITY SCHOOL DISTRICT		RECONCILED	1/20/2021		345,997.53
21343	6639	ACCOUNTS_PAYA BLE	1/20/2021	HURON CITY SCHOOLS FOR MEDICAR	900011	RECONCILED	1/20/2021		4,763.18
21345	6640	ACCOUNTS_PAYA BLE	1/20/2021	BWC	2521	RECONCILED	1/20/2021		1,678.00
21357	6641	ACCOUNTS_PAYA BLE	1/22/2021	PLANCONNECT, LLC	900070	RECONCILED	1/22/2021		13,340.33
21379	6642	ACCOUNTS_PAYA BLE	1/22/2021	SCHOOL EMPLOYEES RETIREMENT	900023	RECONCILED	1/22/2021		52.77
21386	6643	ACCOUNTS_PAYA BLE	1/26/2021	GORDON FOOD SERVICE INC	900040	RECONCILED	1/26/2021		4,396.27
21384	6644	PAYROLL	1/26/2021	HURON CITY SCHOOL DISTRICT		RECONCILED	1/26/2021		349,642.67
21388	6645	ACCOUNTS_PAYA BLE	1/26/2021	HURON CITY SCHOOLS FOR MEDICAR	900011	RECONCILED	1/26/2021		4,735.57
21389	6646	ACCOUNTS_PAYA BLE	1/26/2021	STATE TEACHERS RETIREMENT	19083	RECONCILED	1/26/2021		88,528.00
21387	6647	ACCOUNTS_PAYA BLE	1/26/2021	SERS	19247	RECONCILED	1/26/2021		24,962.00
21412	6648	ACCOUNTS_PAYA BLE	1/28/2021	GORDON FOOD SERVICE INC	900040	RECONCILED	1/29/2021		4,894.85

Start Date: 01/01/2021

End Date: 01/31/2021

HURON CITY SCHOOL DISTRICT

Disbursement Summary Report

Reference Number	Check Number	Type	Date	Name	Vendor #	Status	Reconcile Date	Void Date	Amount
21414	6649	ACCOUNTS_PAYA BLE	1/29/2021	AMERICAN FIDELITY ASSURANCE CO	900013	RECONCILED	1/29/2021		\$ 5,855.75
21272	107368	ACCOUNTS_PAYA BLE	1/5/2021	BOSTON ACADEMIC PUBLISHING	303126	RECONCILED	1/31/2021		29.95
21264	107369	ACCOUNTS_PAYA BLE	1/5/2021	BAY AREA GAS CONSORTIUM	2529	RECONCILED	1/31/2021		3,732.79
21271	107370	ACCOUNTS_PAYA BLE	1/5/2021	CENTURYLINK	302858	RECONCILED	1/12/2021		1,914.32
21273	107371	ACCOUNTS_PAYA BLE	1/5/2021	CINTAS CORPORATION LOC. 318	3492	RECONCILED	1/31/2021		34.73
21269	107372	ACCOUNTS_PAYA BLE	1/5/2021	COMDOC INC	302968	RECONCILED	1/31/2021		5,727.69
21276	107373	ACCOUNTS_PAYA BLE	1/5/2021	CORNELL'S FOODS INC	8261	RECONCILED	1/31/2021		29.43
21270	107374	ACCOUNTS_PAYA BLE	1/5/2021	DYNASTY LANES	301764	RECONCILED	1/31/2021		82.50
21258	107375	ACCOUNTS_PAYA BLE	1/5/2021	ENVIRONMENTA L WATER	301181	RECONCILED	1/31/2021		75.00
21255	107376	ACCOUNTS_PAYA BLE	1/5/2021	ERIE COUNTY	5083	RECONCILED	1/31/2021		6,641.25
21256	107377	ACCOUNTS_PAYA BLE	1/5/2021	ERIE COUNTY	5014	RECONCILED	1/31/2021		3,062.22
21253	107378	ACCOUNTS_PAYA BLE	1/5/2021	FIRELANDS REGIONAL MED CTR	6045	RECONCILED	1/31/2021		2,259.60
21267	107379	ACCOUNTS_PAYA BLE	1/5/2021	GILBERT HEATING & AIR CONDITIONING INC	303242	RECONCILED	1/31/2021		754.00
21254	107380	ACCOUNTS_PAYA BLE	1/5/2021	HURON, CITY OF	8039	RECONCILED	1/31/2021		3,263.93
21252	107381	ACCOUNTS_PAYA BLE	1/5/2021	IRRIGATION CONSULTANTS	9124	RECONCILED	1/31/2021		3,977.79
21265	107382	ACCOUNTS_PAYA BLE	1/5/2021	LORIS PRINTING & PARTY CENTER	12387	RECONCILED	1/31/2021		154.04
21266	107383	ACCOUNTS_PAYA BLE	1/5/2021	LUCKY STONE PROMOTIONS, LTD	303036	RECONCILED	1/31/2021		120.00
21274	107384	ACCOUNTS_PAYA BLE	1/5/2021	NORTH POINT EDUCATIONAL	5011	RECONCILED	1/31/2021		421.03
21260	107385	ACCOUNTS_PAYA BLE	1/5/2021	QUARRY HILL ORCHARDS	302579	RECONCILED	1/31/2021		120.00
21261	107386	ACCOUNTS_PAYA BLE	1/5/2021	RACHEL WIXEY AND ASSOCIATES LLC	302958	RECONCILED	1/31/2021		2,271.13

Start Date: 01/01/2021

End Date: 01/31/2021

HURON CITY SCHOOL DISTRICT

Disbursement Summary Report

Reference Number	Check Number	Type	Date	Name	Vendor #	Status	Reconcile Date	Void Date	Amount
21257	107387	ACCOUNTS_PAYA BLE	1/5/2021	SAN BAY COMPANY	19005	RECONCILED	1/31/2021		\$ 346.45
21275	107388	ACCOUNTS_PAYA BLE	1/5/2021	SCOPE SHOPPE, INC	2002	RECONCILED	1/31/2021		700.00
21259	107389	ACCOUNTS_PAYA BLE	1/5/2021	STAPLES ADVANTAGE	19987	RECONCILED	1/8/2021		54.16
21262	107390	ACCOUNTS_PAYA BLE	1/5/2021	TOFT DAIRY INC	600014	RECONCILED	1/31/2021		841.21
21268	107391	ACCOUNTS_PAYA BLE	1/5/2021	TOM'S TROPHIES SHOP	302704	RECONCILED	1/31/2021		250.00
21263	107392	ACCOUNTS_PAYA BLE	1/5/2021	TYLER MEES	303406	RECONCILED	1/31/2021		16.10
21280	107393	ACCOUNTS_PAYA BLE	1/6/2021	ACADEMIC THERAPY PUBLICATIONS	301943	RECONCILED	1/31/2021		166.10
21279	107394	ACCOUNTS_PAYA BLE	1/6/2021	BUCKEYE BROADBAND, INC	303008	RECONCILED	1/31/2021		69.00
21278	107395	ACCOUNTS_PAYA BLE	1/6/2021	CONTROL SYSTEMS OF OHIO	301405	RECONCILED	1/31/2021		675.00
21283	107396	ACCOUNTS_PAYA BLE	1/6/2021	ERIE COUNTY	5083	RECONCILED	1/31/2021		268.13
21277	107397	ACCOUNTS_PAYA BLE	1/6/2021	GILBERT HEATING & AIR CONDITIONING INC	303242	RECONCILED	1/31/2021		501.10
21284	107398	ACCOUNTS_PAYA BLE	1/6/2021	GRAINGER	7061	RECONCILED	1/8/2021		1,482.70
21281	107399	ACCOUNTS_PAYA BLE	1/6/2021	OSBA	15389	RECONCILED	1/31/2021		5,207.00
21282	107400	ACCOUNTS_PAYA BLE	1/6/2021	TORRENCE SOUND EQUIPMENT CO	20015	RECONCILED	1/31/2021		2,860.86
21287	107401	ACCOUNTS_PAYA BLE	1/6/2021	CINTAS CORPORATION LOC. 318	3492	RECONCILED	1/31/2021		31.93
21286	107402	ACCOUNTS_PAYA BLE	1/6/2021	DISCOUNT DRUG MART INC	4070	RECONCILED	1/31/2021		34.58
21285	107403	ACCOUNTS_PAYA BLE	1/6/2021	EQUIPAARTS	302965	RECONCILED	1/31/2021		222.42
21288	107404	ACCOUNTS_PAYA BLE	1/6/2021	JOHN DEERE FINANCIAL	302479	RECONCILED	1/31/2021		319.96
21295	107405	ACCOUNTS_PAYA BLE	1/6/2021	KENT STATE UNIVERSITY	302612	RECONCILED	1/31/2021		1,000.00
21292	107406	ACCOUNTS_PAYA BLE	1/6/2021	SCHOOL SPECIALTY INC	19910	RECONCILED	1/8/2021		590.14
21294	107407	ACCOUNTS_PAYA BLE	1/6/2021	STAPLES ADVANTAGE	19987	RECONCILED	1/8/2021		74.30

Start Date: 01/01/2021

End Date: 01/31/2021

HURON CITY SCHOOL DISTRICT

Disbursement Summary Report

Reference Number	Check Number	Type	Date	Name	Vendor #	Status	Reconcile Date	Void Date	Amount
21293	107408	ACCOUNTS_PAYA BLE	1/6/2021	THE UNIVERSITY OF TOLEDO	302606	RECONCILED	1/31/2021		\$ 2,000.00
21290	107409	ACCOUNTS_PAYA BLE	1/6/2021	TOFT DAIRY INC	600014	RECONCILED	1/31/2021		233.06
21291	107410	ACCOUNTS_PAYA BLE	1/6/2021	UNIVERSITY OF TOLEDO	301606	RECONCILED	1/31/2021		200.00
21289	107411	ACCOUNTS_PAYA BLE	1/6/2021	VINSON GROUP, LLC	303174	OUTSTANDING			6,633.33
21296	107412	ACCOUNTS_PAYA BLE	1/7/2021	AMERICAN EXPRESS	300290	RECONCILED	1/7/2021		2,930.37
21297	107413	ACCOUNTS_PAYA BLE	1/7/2021	AMERICAN EXPRESS	300634	RECONCILED	1/7/2021		2,182.03
21298	107414	ACCOUNTS_PAYA BLE	1/8/2021	CINTAS CORPORATION LOC. 318	3492	RECONCILED	1/31/2021		31.93
21299	107415	ACCOUNTS_PAYA BLE	1/8/2021	LORIS PRINTING & PARTY CENTER	12387	RECONCILED	1/31/2021		48.72
21305	107416	ACCOUNTS_PAYA BLE	1/8/2021	NORTH POINT EDUCATIONAL	5011	RECONCILED	1/31/2021		1,826.00
21302	107417	ACCOUNTS_PAYA BLE	1/8/2021	OHIO EDISON COMPANY	15004	RECONCILED	1/31/2021		64.21
21306	107418	ACCOUNTS_PAYA BLE	1/8/2021	OSBA LEGAL ASSISTANCE FUND	15393	RECONCILED	1/31/2021		250.00
21304	107419	ACCOUNTS_PAYA BLE	1/8/2021	PROJECT LEAD THE WAY, INC	302740	RECONCILED	1/31/2021		950.00
21301	107420	ACCOUNTS_PAYA BLE	1/8/2021	REPUBLIC SERVICES #263	302029	RECONCILED	1/12/2021		2,425.67
21303	107421	ACCOUNTS_PAYA BLE	1/8/2021	SAN BAY COMPANY	19005	RECONCILED	1/31/2021		28.44
21300	107422	ACCOUNTS_PAYA BLE	1/8/2021	WHITE HOUSE ARTESIAN SPRINGS	23058	RECONCILED	1/31/2021		17.75
21307	107423	REFUND	1/8/2021	AMY DOUGHTY	303426	OUTSTANDING			200.65
21318	107424	ACCOUNTS_PAYA BLE	1/12/2021	APPLE COMPUTER INC	1313	RECONCILED	1/31/2021		89.00
21313	107425	ACCOUNTS_PAYA BLE	1/12/2021	BREWER- GARRETT	302975	RECONCILED	1/31/2021		1,495.30
21321	107426	ACCOUNTS_PAYA BLE	1/12/2021	CAPITAL ONE COMMERCIAL	302854	OUTSTANDING			291.40
21317	107427	ACCOUNTS_PAYA BLE	1/12/2021	DISTRICT 9 BASEBALL	301210	OUTSTANDING			30.00
21325	107428	ACCOUNTS_PAYA BLE	1/12/2021	EDUCATIONAL SERVICE CENTER OF	303213	RECONCILED	1/31/2021		6,062.00
21319	107429	ACCOUNTS_PAYA BLE	1/12/2021	ESC OF LORAIN COUNTY	6035	RECONCILED	1/31/2021		710.56
21324	107430	ACCOUNTS_PAYA	1/12/2021	FIRELANDS	6202	RECONCILED	1/31/2021		15.00

Start Date: 01/01/2021

End Date: 01/31/2021

HURON CITY SCHOOL DISTRICT

Disbursement Summary Report

Reference Number	Check Number	Type	Date	Name	Vendor #	Status	Reconcile Date	Void Date	Amount
		BLE		CORPORATE					
21315	107431	ACCOUNTS_PAYA	1/12/2021	HEALTH CTR	8027	RECONCILED	1/20/2021		\$ 589.40
		BLE		HOUGHTON					
		ACCOUNTS_PAYA	1/12/2021	MIFFLIN	8039	RECONCILED	1/31/2021		1,742.19
21310	107432	ACCOUNTS_PAYA	1/12/2021	HARCOURT					
		BLE		HURON, CITY OF					
21326	107433	ACCOUNTS_PAYA	1/12/2021	LORIS PRINTING	12387	RECONCILED	1/31/2021		127.00
		BLE		& PARTY CENTER					
21311	107434	ACCOUNTS_PAYA	1/12/2021	MCGRAW-HILL	301729	RECONCILED	1/25/2021		418.46
		BLE		EDUCATION					
21316	107435	ACCOUNTS_PAYA	1/12/2021	PLAZA LANES	301762	OUTSTANDING			123.75
		BLE		INC					
21323	107436	ACCOUNTS_PAYA	1/12/2021	POINT SPRING &	16633	RECONCILED	1/31/2021		7.80
		BLE		DRIVESHAFT CO					
21320	107437	ACCOUNTS_PAYA	1/12/2021	QUADIANT	301538	RECONCILED	1/31/2021		412.68
		BLE		LEASING USA,					
		ACCOUNTS_PAYA	1/12/2021	INC.	19664	RECONCILED	1/13/2021		4,016.50
21322	107438	ACCOUNTS_PAYA	1/12/2021	SUNRISE					
		BLE		COOPERATIVE	600014	RECONCILED	1/31/2021		95.67
21312	107439	ACCOUNTS_PAYA	1/12/2021	TOFT DAIRY INC					
		BLE			22008	RECONCILED	1/31/2021		170.00
21314	107440	ACCOUNTS_PAYA	1/12/2021	VERMILION					
		BLE		LOCAL SCHOOLS	3418	RECONCILED	1/31/2021		100.46
21339	107441	ACCOUNTS_PAYA	1/14/2021	CARDINAL BUS					
		BLE		SALES	3120	RECONCILED	1/31/2021		11,832.51
21334	107442	ACCOUNTS_PAYA	1/14/2021	CDW					
		BLE		GOVERNMENT					
		ACCOUNTS_PAYA	1/14/2021	INC	301729	RECONCILED	1/31/2021		391.48
21333	107443	ACCOUNTS_PAYA	1/14/2021	MCGRAW-HILL					
		BLE		EDUCATION	301752	RECONCILED	1/25/2021		2,160.75
21338	107444	ACCOUNTS_PAYA	1/14/2021	MILLCRAFT					
		BLE		PAPER COMPANY	5011	RECONCILED	1/31/2021		220.00
21337	107445	ACCOUNTS_PAYA	1/14/2021	NORTH POINT					
		BLE		EDUCATIONAL	301527	OUTSTANDING			79.00
21332	107446	ACCOUNTS_PAYA	1/14/2021	OAT & CCC					
		BLE			15004	RECONCILED	1/31/2021		75.53
21341	107447	ACCOUNTS_PAYA	1/14/2021	OHIO EDISON					
		BLE		COMPANY	301328	RECONCILED	1/31/2021		420.22
21331	107448	ACCOUNTS_PAYA	1/14/2021	SCHOOL					
		BLE		SPECIALTY	300682	RECONCILED	1/31/2021		742.50
21336	107449	ACCOUNTS_PAYA	1/14/2021	LITERACY					
		BLE		SCREEN					
		ACCOUNTS_PAYA	1/14/2021	PRINTING	301812	RECONCILED	1/31/2021		80.00
21340	107450	ACCOUNTS_PAYA	1/14/2021	UNLIMITED					
		BLE		SENECA LANES					
21335	107451	ACCOUNTS_PAYA	1/14/2021	TOFT DAIRY INC	600014	VOID		1/14/2021	607.59

Start Date: 01/01/2021

End Date: 01/31/2021

HURON CITY SCHOOL DISTRICT

Disbursement Summary Report

Reference Number	Check Number	Type	Date	Name	Vendor #	Status	Reconcile Date	Void Date	Amount
		BLE							
21342	107452	ACCOUNTS_PAYA	1/14/2021	TOFT DAIRY INC	600014	RECONCILED	1/31/2021		\$ 473.03
		BLE							
21364	107453	ACCOUNTS_PAYA	1/22/2021	ALL PHASE POWER & LIGHTING INC	1006	RECONCILED	1/31/2021		1,161.49
		BLE							
21350	107454	ACCOUNTS_PAYA	1/22/2021	BUCKEYE BROADBAND, INC	303008	OUTSTANDING			86.33
		BLE							
21354	107455	ACCOUNTS_PAYA	1/22/2021	KAITLYN CAPPA	303428	RECONCILED	1/31/2021		95.39
		BLE							
21363	107456	ACCOUNTS_PAYA	1/22/2021	CARDINAL BUS SALES	3418	RECONCILED	1/31/2021		1,216.65
		BLE							
21374	107457	ACCOUNTS_PAYA	1/22/2021	CENGAGE LEARNING	301822	RECONCILED	1/31/2021		239.98
		BLE							
21366	107458	ACCOUNTS_PAYA	1/22/2021	CINTAS CORPORATION LOC. 318	3492	RECONCILED	1/31/2021		31.93
		BLE							
21367	107459	ACCOUNTS_PAYA	1/22/2021	CRISIS PREVENTION INSTITUTE,	302772	RECONCILED	1/31/2021		1,199.00
		BLE							
21356	107460	ACCOUNTS_PAYA	1/22/2021	EMS LINQ INC	5165	RECONCILED	1/31/2021		2,160.00
		BLE							
21365	107461	ACCOUNTS_PAYA	1/22/2021	ERIE COUNTY AUDITOR	302634	RECONCILED	1/31/2021		1,081.12
		BLE							
21369	107462	ACCOUNTS_PAYA	1/22/2021	FIRELANDS REGIONAL MED CTR	6045	RECONCILED	1/31/2021		882.00
		BLE							
21375	107463	ACCOUNTS_PAYA	1/22/2021	INTERSTATE BATTERY SYSTEM NCO	9118	RECONCILED	1/31/2021		19.99
		BLE							
21372	107464	ACCOUNTS_PAYA	1/22/2021	JR FUNDING SUPPORT SERVICES	300007	OUTSTANDING			350.00
		BLE							
21353	107465	ACCOUNTS_PAYA	1/22/2021	LAKESHORE LEARNING MATERIALS	12368	RECONCILED	1/27/2021		436.90
		BLE							
21370	107466	ACCOUNTS_PAYA	1/22/2021	THE LEARNING INTERNET INC	301965	RECONCILED	1/31/2021		3,595.00
		BLE							
21355	107467	ACCOUNTS_PAYA	1/22/2021	CAPITAL ONE COMMERCIAL	302854	OUTSTANDING			48.01
		BLE							
21376	107468	ACCOUNTS_PAYA	1/22/2021	NAPOLEON AREA CITY SCHOLS	303240	OUTSTANDING			275.00
		BLE							
21358	107469	ACCOUNTS_PAYA	1/22/2021	NORTH CENTRAL OHIO EDUCATIONAL	300816	RECONCILED	1/31/2021		983.33
		BLE							
21362	107470	ACCOUNTS_PAYA	1/22/2021	NORTH POINT EDUCATIONAL	5011	RECONCILED	1/31/2021		468.06
		BLE							
21359	107471	ACCOUNTS_PAYA	1/22/2021	OASSA/OMLA	301732	RECONCILED	1/31/2021		250.00

Start Date: 01/01/2021

End Date: 01/31/2021

HURON CITY SCHOOL DISTRICT

Disbursement Summary Report

Reference Number	Check Number	Type	Date	Name	Vendor #	Status	Reconcile Date	Void Date	Amount
		BLE							
21378	107472	ACCOUNTS_PAYA	1/22/2021	OHIO EDISON	15005	RECONCILED	1/31/2021		\$ 8,527.61
		BLE		COMPANY					
21348	107473	ACCOUNTS_PAYA	1/22/2021	OHIO EDISON	15004	RECONCILED	1/31/2021		509.68
		BLE		COMPANY					
21346	107474	ACCOUNTS_PAYA	1/22/2021	RACHEL WIXEY	302958	RECONCILED	1/31/2021		3,009.65
		BLE		AND ASSOCIATES					
		LLC							
21360	107475	ACCOUNTS_PAYA	1/22/2021	REBMAN	302919	RECONCILED	1/31/2021		4,568.50
		BLE		SYSTEMS INC					
21361	107476	ACCOUNTS_PAYA	1/22/2021	SAM'S CLUB /	19979	OUTSTANDING			68.85
		BLE		SYCRONY BANK					
21368	107477	ACCOUNTS_PAYA	1/22/2021	SHRADER TIRE &	19881	OUTSTANDING			10.05
		BLE		OIL INC					
21377	107478	ACCOUNTS_PAYA	1/22/2021	SOUTH CENTRAL	301807	RECONCILED	1/31/2021		175.00
		BLE		JR/SR HIGH					
21352	107479	ACCOUNTS_PAYA	1/22/2021	ST PETER	19170	OUTSTANDING			299.99
		BLE		SCHOOL					
21349	107480	ACCOUNTS_PAYA	1/22/2021	STAPLES	19987	RECONCILED	1/27/2021		243.86
		BLE		ADVANTAGE					
21351	107481	ACCOUNTS_PAYA	1/22/2021	TOFT DAIRY INC	600014	OUTSTANDING			770.24
		BLE							
21347	107482	ACCOUNTS_PAYA	1/22/2021	TOM'S TROPHIES	302704	RECONCILED	1/31/2021		1,200.00
		BLE		SHOP					
21371	107483	ACCOUNTS_PAYA	1/22/2021	VERIZON	22010	RECONCILED	1/29/2021		2,727.16
		BLE		WIRELESS					
21380	107484	ACCOUNTS_PAYA	1/22/2021	ANDREW	303427	RECONCILED	1/31/2021		85.39
		BLE		STEINHOOR					
21381	107485	ACCOUNTS_PAYA	1/22/2021	HPC	302162	OUTSTANDING			875.00
		BLE							
21382	107486	REFUND	1/25/2021	JOSHUA	303429	RECONCILED	1/31/2021		80.00
				MCCONNELL					
21383	107487	REFUND	1/25/2021	JODY ACH	303430	OUTSTANDING			100.00
21385	107488	ACCOUNTS_PAYA	1/26/2021	TELESYSTEM	301007	RECONCILED	1/27/2021		913.42
		BLE							
21400	107489	ACCOUNTS_PAYA	1/27/2021	AEDpeople.com	302511	OUTSTANDING			339.30
		BLE							
21406	107490	ACCOUNTS_PAYA	1/27/2021	BUG MAN	301275	OUTSTANDING			1,450.00
		BLE							
21403	107491	ACCOUNTS_PAYA	1/27/2021	CDI	303415	OUTSTANDING			4,444.48
		BLE		COMPUTERS(US)					
21395	107492	ACCOUNTS_PAYA	1/27/2021	CEDAR LANES	301763	OUTSTANDING			80.00
		BLE							
21397	107493	ACCOUNTS_PAYA	1/27/2021	COLUMBIA GAS	3249	OUTSTANDING			2,640.60
		BLE		OF OHIO					
21394	107494	ACCOUNTS_PAYA	1/27/2021	DATA	302769	OUTSTANDING			2,622.74
		BLE		RECOGNITION					

Start Date: 01/01/2021

End Date: 01/31/2021

HURON CITY SCHOOL DISTRICT

Disbursement Summary Report

Reference Number	Check Number	Type	Date	Name	Vendor #	Status	Reconcile Date	Void Date	Amount
				CORP					
21398	107495	ACCOUNTS_PAYA BLE	1/27/2021	DISCOUNT DRUG MART INC	4070	RECONCILED	1/31/2021		\$ 411.97
21401	107496	ACCOUNTS_PAYA BLE	1/27/2021	ERIE COUNTY	5083	OUTSTANDING			6,183.29
21407	107497	ACCOUNTS_PAYA BLE	1/27/2021	HAMMER- HUBER'S INC	302107	OUTSTANDING			137.95
21391	107498	ACCOUNTS_PAYA BLE	1/27/2021	HOUGHTON MIFFLIN HARCOURT	8027	RECONCILED	1/28/2021		55.25
21405	107499	ACCOUNTS_PAYA BLE	1/27/2021	INTERSTATE BATTERY SYSTEM NCO	9118	OUTSTANDING			247.75
21390	107500	ACCOUNTS_PAYA BLE	1/27/2021	MCGRAW-HILL EDUCATION	301729	OUTSTANDING			357.60
21404	107501	ACCOUNTS_PAYA BLE	1/27/2021	CAPITAL ONE COMMERCIAL	302854	OUTSTANDING			84.60
21392	107502	ACCOUNTS_PAYA BLE	1/27/2021	NORTH POINT EDUCATIONAL	5011	RECONCILED	1/31/2021		106,623.35
21393	107503	ACCOUNTS_PAYA BLE	1/27/2021	RACHEL WIXEY AND ASSOCIATES LLC	302958	OUTSTANDING			1,552.05
21396	107504	ACCOUNTS_PAYA BLE	1/27/2021	SAN BAY COMPANY	19005	OUTSTANDING			1,213.38
21402	107505	ACCOUNTS_PAYA BLE	1/27/2021	SUBURBAN SCHOOL TRANSPORTATIO N	302674	OUTSTANDING			1,374.00
21399	107506	ACCOUNTS_PAYA BLE	1/27/2021	TOFT DAIRY INC	600014	OUTSTANDING			749.32
21408	107507	ACCOUNTS_PAYA BLE	1/27/2021	VASU COMMUNICATIO NS INC	7155	OUTSTANDING			110.00
21411	107508	ACCOUNTS_PAYA BLE	1/27/2021	NOECA	14132	RECONCILED	1/31/2021		2,732.26
21409	107509	ACCOUNTS_PAYA BLE	1/27/2021	NORTH POINT EDUCATIONAL	5011	OUTSTANDING			119,931.10
21410	107510	ACCOUNTS_PAYA BLE	1/27/2021	TOFT DAIRY INC	600014	OUTSTANDING			172.30
Grand Total									\$ 1,408,099.92



Huron City School District

Monthly Financial Report

Fiscal Year 2021 Revenue and Expenditure Activity Through January

Randy Drewyor
Treasurer/CFO



Table of Contents

FISCAL YEAR 2021 REVENUE AND EXPENDITURE ANALYSIS THROUGH JANUARY	3
FISCAL YEAR 2021 MONTHLY REVENUE ANALYSIS - JANUARY	4
FISCAL YEAR 2021 REVENUE ANALYSIS - JULY - JANUARY	5
FISCAL YEAR 2021 MONTHLY EXPENDITURE ANALYSIS - JANUARY	6
FISCAL YEAR 2021 EXPENDITURE ANALYSIS - JULY - JANUARY	7

FISCAL YEAR 2021 REVENUE AND EXPENDITURE ANALYSIS THROUGH JANUARY

1. ACTUAL COMPARED TO FORECAST VARIANCE AND NET FAVORABILITY ANALYSIS

CURRENT YEAR-TO-DATE
REVENUE COLLECTIONS
INDICATE A

\$68,983

FAVORABLE COMPARED TO
FORECAST

CURRENT YEAR-TO-DATE
EXPENDITURES INDICATE A

\$310,785

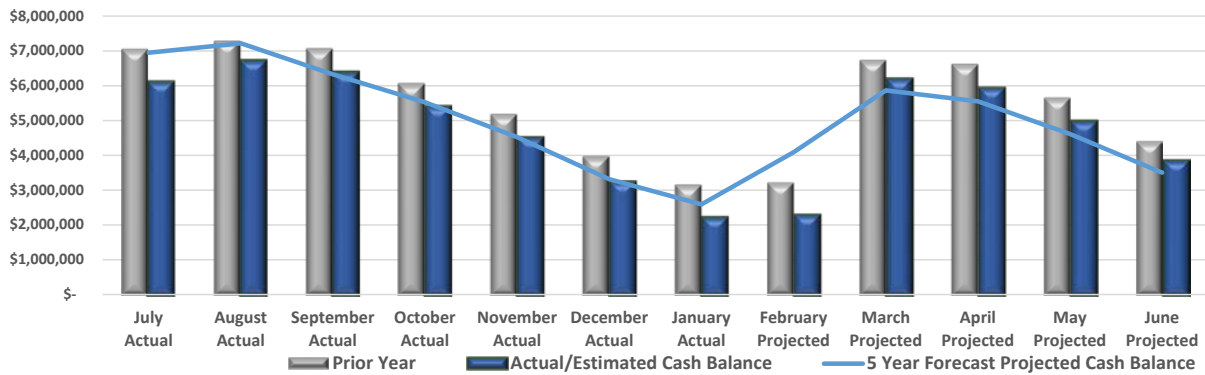
FAVORABLE COMPARED TO
FORECAST

POTENTIAL NET IMPACT
WOULD RESULT IN A

\$379,768

FAVORABLE IMPACT ON THE
CASH BALANCE

2. VARIANCE AND CASH BALANCE COMPARISON



JANUARY CASH BALANCE IS

\$911,234

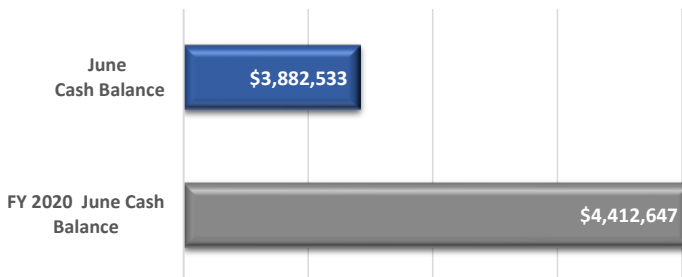
LESS THAN LAST JANUARY

JANUARY CASH BALANCE IS

\$379,768

MORE THAN THE FORECASTED
AMOUNT

3. FISCAL YEAR 2021 REVENUE SHORTFALL/SURPLUS ANALYSIS (BASED UPON ACTUAL/ESTIMATED VARIANCE)



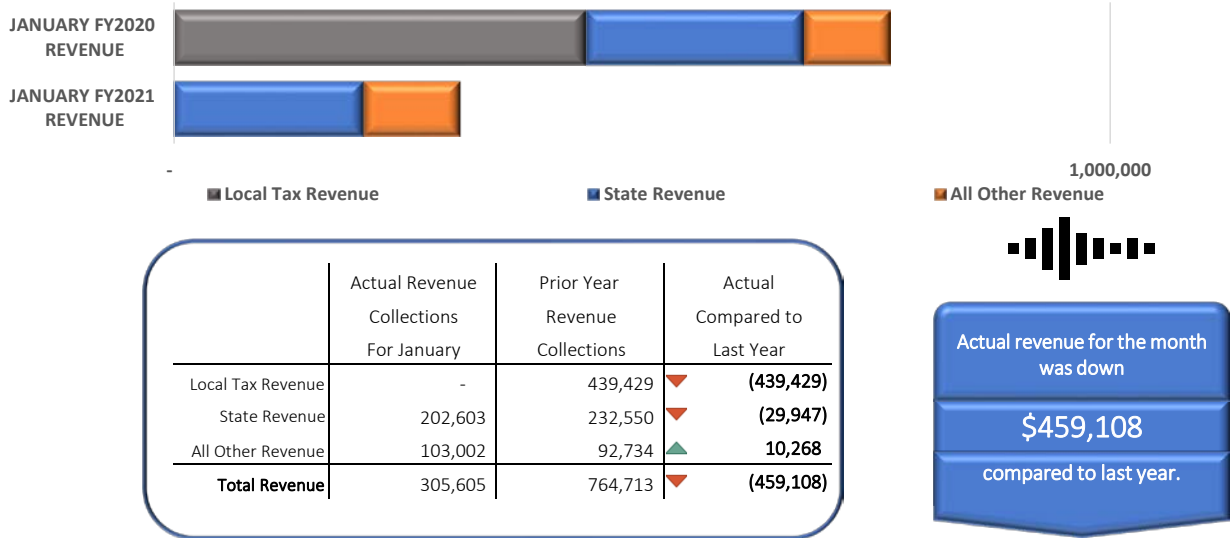
OPERATING DEFICIT OF

\$(530,114)

WILL DECREASE THE CASH BALANCE
BY THE END OF THE FISCAL YEAR

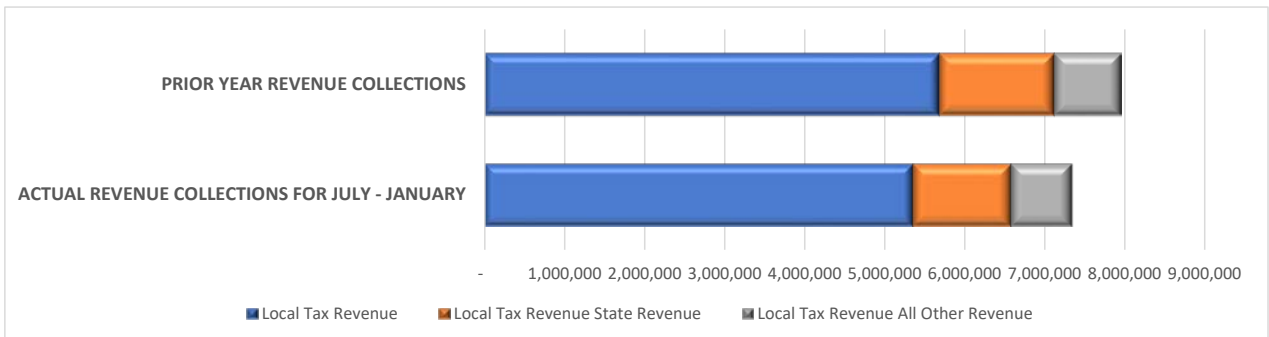
FISCAL YEAR 2021 MONTHLY REVENUE ANALYSIS - JANUARY

1. JANUARY REVENUE COLLECTIONS COMPARED TO PRIOR YEAR



State revenue decrease reflected funding changes. Local tax revenue difference is due to timing on tax advance.

2. ACTUAL REVENUE RECEIVED THROUGH JANUARY COMPARED TO THE PRIOR YEAR



The main drivers for the lower revenue in FY21 at this point is a reduction in state foundation payments, timing on our first tax advance and reductions in interest earnings.

FISCAL YEAR 2021 REVENUE ANALYSIS - JULY - JANUARY

3. POSSIBLE CASH FLOW VARIANCE FROM FORECAST DUE TO FYTD ACTUAL RESULTS

CURRENT YEAR-TO-DATE REVENUE
COLLECTIONS INDICATE A

\$68,983

FAVORABLE COMPARED TO FORECAST

	Forecast Annual Revenue Estimates	Cash Flow Actual/Estimated Calculated Annual Amount	Current Year Forecast Compared to Actual/Estimated
Local Tax Revenue	12,068,509	12,055,101	(13,408)
State Revenue	2,096,957	2,249,229	152,272
All Other Revenue	1,459,782	1,389,902	(69,880)
Total Revenue	15,625,248	15,694,231	68,983

The district's current cash flow, both actual and estimated indicate a favorable variance of \$68,983

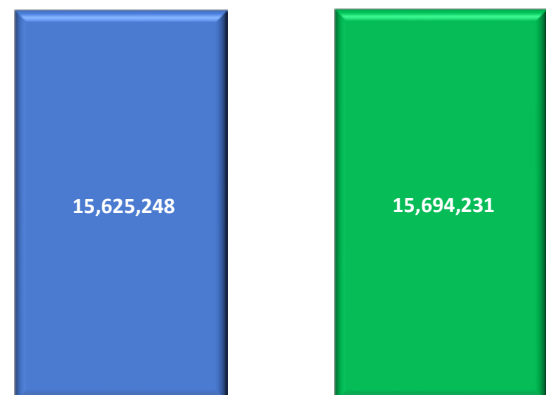
With the restoration of about 60% of our state foundation cuts and higher real estate valuations we expect a slightly higher net revenue than forecasted. Losses of revenue due to interest rates and low cash balances will continue.

4. REVENUE VARIANCE ANALYSIS OF POTENTIAL IMPACT

Results through January indicate that Fiscal Year 2021 actual/estimated revenue could total \$15,694,231, a favorable variance of \$68,983 compared to the annual forecast total revenue. This means the forecast cash balance could be improved.

An outstanding concern is that real estate tax collections are slower than normal. Total collections are expected to be higher than last year but COVID is increasing the uncertainty.

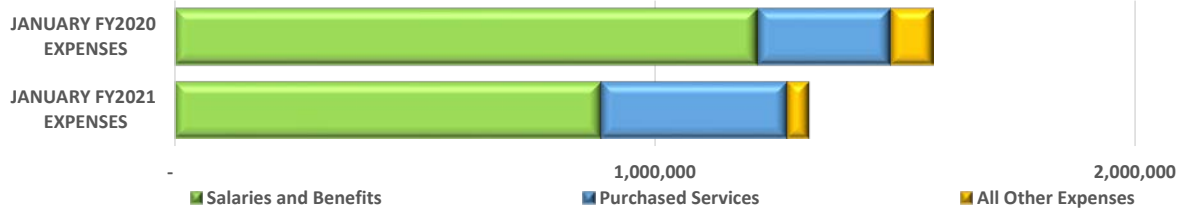
Comparison of 5 Year Forecast Total Revenue with Actual + Estimated Monthly Cash Flow



2021 5-Year Forecast Total Revenue July - January Actual Revenue
Collected To-date plus February -
June Estimated Revenue Collections

FISCAL YEAR 2021 MONTHLY EXPENDITURE ANALYSIS - JANUARY

1. JANUARY EXPENDITURES COMPARED TO PRIOR YEAR



	Actual Expenses For January	Prior Year Expenditure Incurred	Actual Compared to Last Year
Salaries and Benefits	887,410	1,212,667	▼ (325,256)
Purchased Services	387,588	276,443	▲ 111,145
All Other Expenses	46,741	89,716	▼ (42,976)
Total Expenditures	1,321,739	1,578,827	▼ (257,087)

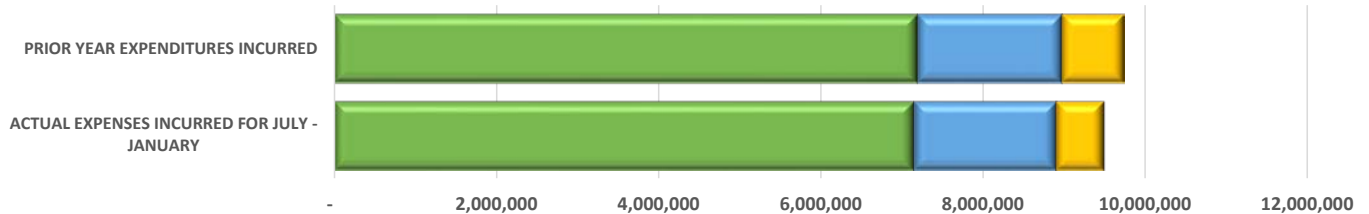
Actual expenses for the month was down

\$257,087

compared to last year.

The main driver was that January 2020 was a three pay month.

2. ACTUAL EXPENSES INCURRED THROUGH JANUARY COMPARED TO THE PRIOR YEAR



	Actual Expenses For July - January	Prior Year Expenditures Incurred	Actual Compared to Last Year
Salaries and Benefits	7,145,834	7,186,912	▼ (41,078)
Purchased Services	1,756,333	1,784,164	▼ (27,831)
All Other Expenses	589,829	771,822	▼ (181,993)
Total Expenditures	9,491,996	9,742,897	▼ (250,901)

Compared to the same period, total expenditures are

\$250,901

lower than the previous year

The slight improvement in salary & benefits is due to movement of salaries out of general fund and into Student Wellness funds. Other improvements have come about as a result of a close eye on discretionary expenditure including a reduction in travel.

FISCAL YEAR 2021 EXPENDITURE ANALYSIS - JULY - JANUARY

3. POSSIBLE CASH FLOW VARIANCE FROM FORECAST DUE TO FYTD ACTUAL RESULTS

**CURRENT YEAR-TO-DATE
EXPENDITURES INDICATE A**

\$310,785

**FAVORABLE COMPARED TO
FORECAST**

	Forecasted Annual Expenses	Cash Flow Actual/Estimated Calculated Annual Amount	Forecasted amount compared to Actual/Estimated
Salaries and Benefits	11,843,065	11,724,747	▼ (118,318)
Purchased Services	3,521,328	3,475,516	▼ (45,811)
All Other Expenses	1,170,738	1,024,082	▼ (146,656)
Total Expenditures	16,535,130	16,224,345	▼ (310,785)

The district's current cash flow, both actual and estimated expenditures indicate a favorable variance of \$310,785.

The trend is very favorable and reflects movement of expenditures out of general fund to Student Wellness as well as other cost reduction efforts including the reduction of a bus route and not filling the Family & Consumer Sciences position at Huron High School.

4. EXPENDITURE VARIANCE ANALYSIS OF POTENTIAL IMPACT

Results through January indicate that Fiscal Year 2021 actual/estimated expenditures could total \$16,224,345 which has a favorable expenditure variance of \$310,785. This means the forecast cash balance could be improved.

Due to COVID a high degree of uncertainty remains with forecasted spending.

Comparison of 5 Year Forecast Total Expenditures with Actual + Estimated Monthly Cash Flow

